

PRIME BUILT-TO-SUIT OPPORTUNITY, Latvia

Industrial/Commercial development land 'Airport Block' located in Riga metro area




KEY BENEFITS

- Excellent location—supported by good road connection to Riga city center, Riga Ring Road and Via Baltica Road.
- **Adjacent to the Riga International Airport**, within area of developing commercial district.
- **Direct Access to the take-of territory** is an option for negotiations with Riga International Airport.
- Good accessibility—direct railroad and motorway access to the site.
- Very favorable location for a small logistic centre and manufacturing companies.



LOCATION

Distances to:

-  Via Baltica Highway 30 km
-  Riga City Center 11 km
-  Riga Sea Port 12 km
-  Riga International Airport 0 km

PROPERTY DESCRIPTION

- Total land area:
- Functional zoning:
- Utilities:
- Sales price:

12.1 ha (consisting of smaller land plots)
Airport related facilities, offices, logistics
Gas, sewage, water, electricity
from 33 EUR/m²



The property is adjacent to the Riga International Airport – the largest air traffic centre in the Northern Baltic.

Land plot is located in the area with developed infrastructure - near the property there are located several office buildings, logistic complexes, Riga international Airport zone, including take – of territory.

It has an access its main runway and new Rail Baltica connection road to Riga International Airport. It takes only 15 minutes to drive to the Riga city centre.

Strategic location and development possibilities makes this property well positioned for logistic and manufacturing companies.



Site macro location

PRIME BUILT-TO-SUIT OPPORTUNITY, Latvia

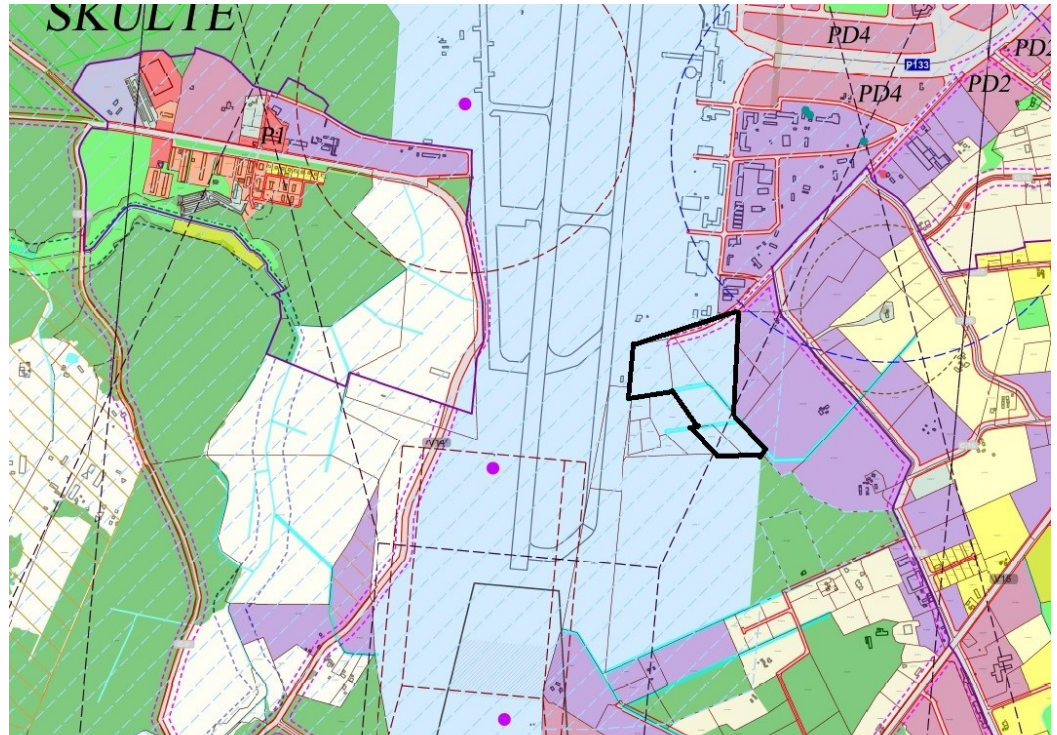
Industrial/Commercial development land 'Airport Block' located in Riga metro area

TERRITORY ZONING



Airport related facilities,
offices, logistic

DOMUSS/NCH property



RAIL BALTICA CONNECTION ROAD

/Illustrative image with
Rail Baltica connection
road to Riga international
Airport/

